Stock Code: 002837

Liquid Cooling Quick Disconnect Series Products



RECYCLABLE

Save paper to protect forest resources



Envicool's liquid cooling quick disconnect series products are specially developed and designed for the field of liquid cooling. They support quick disconnect with no spills, which are safe, reliable and strongly corrosion resistant. 5000 mating cycles ensure long service life.

Quick Disconnect Parameter Selection Basis:

- Working flow rate–Select the equivalent diameter of the fluid connector according to the working flow rate.
- Working pressure–Select the maximum working pressure of the fluid connector according to the system pressure.
- Operating temperature–Select the working temperature of the fluid connector according to the coolant temperature and ambient operating temperature.
- Product material–Select the material of the fluid connector according to the coolant and use environment.
- Property of flow resistance–Select the pressure loss of the fluid connector according to the system flow resistance requirements.
- Termination–Select the termination of the fluid connector according to the installation method.

Notice for Quick Disconnect Use:

- Ensure that the technical parameters of the fluid connector match the user application parameters
- Check the cleanliness of the fluid connector before installation
- Check the cleanliness of the pipes and mounting holes before installation
- Fluid filtration accuracy is recommended to be higher than 270 mesh
- Lubricate the fluid connector regularly according to usage status

Quick Disconnects for Cooling Applications–UQD Series

Product Description:

- Flat face structure ensures no spills during connections and disconnections, safe and reliable
- Locked by a steel ball, solid and reliable
- Compact structure enables push-to-lock, easy to operate
- Shell material and coating achieve strong corrosion resistance
- Color identification (inlet: blue/KB, return: red/KR)
- Designed for NVIDIA MGX ™ architecture
- Intel LCDG listed product*



Applications:

- Data center
- Supercomputer
- Electronic products server
- Thermal management system

Technical Performance:

- Working temperature: -55°C ~ +125°C
- Mechanical endurance: 5000 mating cycles
- Sealing ring: EPDM and FVMQ
- Shell material: SUS316L/EPDM
- Working pressure: 0~100psi
- Coolant: Deionized water, ethylene glycol solution, propylene glycol solution etc.
- Salt spray: 96 h

Remark: Please refer to Liquid Cooling Design Guide, Document Number: 612091 for details.

Hydraulic Flow Rate/Pressure Drop Curves:

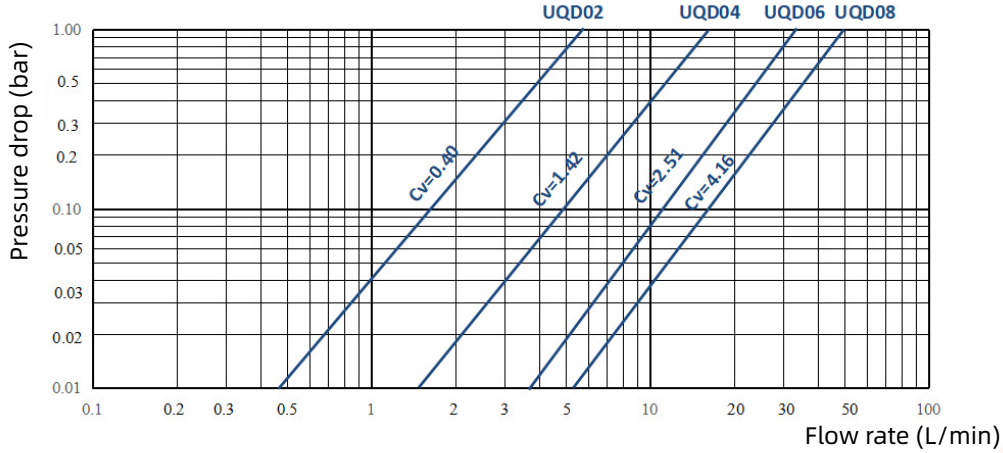

Test Conditions:

- Flow from plug to socket
- Medium temperature: 20°C
- Fluid medium: pure water (density: 998 kg/m³, viscosity: 1.08 cSt)
- Max. recommended flow rate (Velocity:5m/s)

Max. Recommended Flow Rate:

Model	UQD02	UQD04	UQD06	UQD08
Flow rate (L/min)	2.1	7.3	13.9	23.5



Product Code:

Product Name	Product Model	Fitting F1	Dimensions				Product Code
			ϕD	L1	L2	Across Flat H	Stainless Steel
Socket with valve							
Male thread 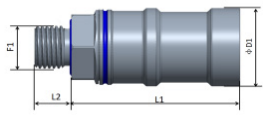	UQD02	G1/8	19.2	42.2	8	17	UQD02-1432-G18
		UNF7/16-20	19.2	42.2	8.5	17	UQD02-1432-U716
		G1/4	19.2	42.2	9.1	17	UQD02-1432-G14
	UQD04	UNF9/16-18	24	48.1	10.5	20	UQD04-1432-U916
		G1/4	24	48.1	10.5	20	UQD04-1432-G14
		M14*0.75	24	48.1	5	21	UQD04-1432-M1475
Connected to rubber hose (fastened with clamps) 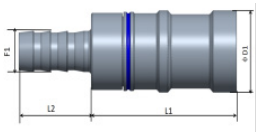	UQD02	1/4"	19.2	44.2	17		UQD02-1435-PE14
	UQD04	3/8"	24	47.3	25		UQD04-1435-PE38
	UQD06	Φ9mm	28.2	60.3	25		UQD06-1435-PE9
		1/2"	28.2	60.3	28		UQD06-1435-PE12
	UQD08	1/2"	32	65.8	28		UQD08-1435-PE12
Connected to rubber hose (fastened by self-locking) 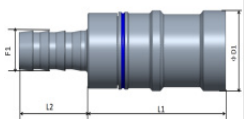	UQD02	ϕ6mm	19.2	42.2	14		UQD02-1434-P6
PTFE corrugated pipe 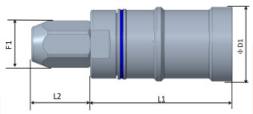	UQD02	ϕ6mm	19.2	41.2	18	13	UQD02-143B-P6
	UQD02 90° elbow	ϕ6mm	19.2	50.5	18	13	UQD02-143B-P6-W
	UQD06	Φ8mm	28.2	60.3	25	17	UQD06-1434-P8
Plug with valve							
Male thread 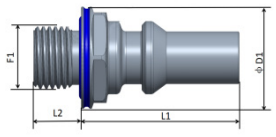	UQD02	G1/8	16.5	31.7	8	15	UQD02-7432-G18
		UNF7/16-20	17	31.7	8.5	15.8	UQD02-7432-U716
		G1/4	17.9	31.7	9.1	15	UQD02-7432-G14
	UQD04	UNF9/16-18	21.5	34.9	10.5	19	UQD04-7432-U916
		G1/4	21.5	34.9	10.5	19	UQD04-7432-G14
		G3/8	24.5	35.7	11	19.8	UQD04-7432-G38
		M14*0.75	21.5	40.7	5	19	UQD04-7432-M1475
	UQD06	G3/8	24.7	45.1	11	22	UQD06-7432-G38
		UNF3/4-16	24	44.1	8.5	22	UQD06-7432-U34
	UQD08	G1/2	30	46	12	25.8	UQD08-7432-G12

Quick Disconnects for Cooling Applications–UQDB Blind-Mate Series

Product Description:

- Flat face structure ensures no spills during connections and disconnections, safe and reliable
- No locking mechanism, locked through external fastener
- The correction capability can compensate for a maximum misalignment error of ±1.3 mm
- Shell material and coating achieve strong corrosion resistance
- Designed for NVIDIA MGX ™ architecture



Applications:

- Data center
- Supercomputer
- Electronic products
- Server
- Thermal management system

Technical Performance:

- Working temperature: -55℃ ~ +125℃
- Mechanical endurance: 5000 insertions
- Sealing ring: EPDM and FVMQ
- Shell material: SUS316L/EPDM
- Working pressure: 0~100psi
- Coolant: Deionized water, ethylene glycol solution, propylene glycol solution etc.
- Salt spray: 96 h

Hydraulic Flow Rate/Pressure Drop Curves:

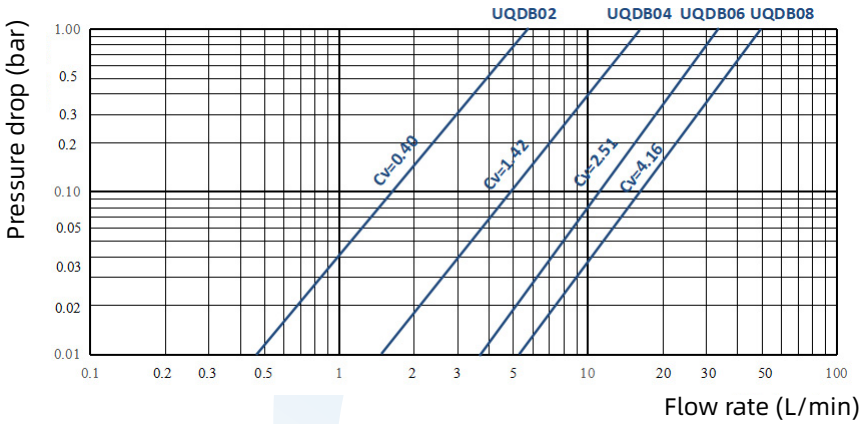

Test conditions:

- Flow from plug to socket
- Medium temperature: 20°C
- Fluid medium: pure water (density: 998 kg/m³, viscosity: 1.08 cSt)
- Max. recommended flow rate (Velocity:5m/s)

Model	UQDB02	UQDB04	UQDB06	UQDB08
Flow rate (L/min)	2.1	7.3	13.9	23.5



Product Code:

Product Name	Product Model	Fitting	Dimensions				Product Code
			ϕD	L1	L2	Across Flat H	Stainless Steel
Socket with valve							
Male thread 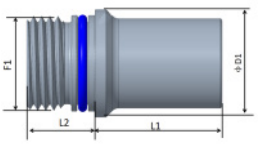	UQDB02	G1/4	17	23.6	14.1		UQDB02-1432-G14
	UQDB04	G1/2	24	28.5	15.3		UQDB04-1432-G12
	UQDB06	G5/8	26	31.7	21.5		UQDB06-1432-G58
	UQDB08	G3/4	30	35.5	22.9		UQDB08-1432-G34
Plug with valve							
Male thread 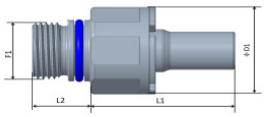	UQDB02	G1/8	21	27.5	11.7	19	UQDB02-7432-G18
	UQDB04	G3/8	25.4	35.5	14.3	24	UQDB04-7432-G38
	UQDB06	G1/2	28	38.9	15.7	26.4	UQDB06-7432-G12
	UQDB08	G1/2	31	42.9	16.7	29	UQDB08-7432-G12

Quick Disconnects for Cooling Applications——MQD Series

Product Description:

- Flat face structure ensures no spills during connections and disconnections, safe and reliable
- Locked by a steel pin, solid and reliable
- Direct insertion to connect, automatic locking
- Shell material and coating achieve strong corrosion resistance
- Double seal ring structure makes it spills-free
- Designed for NVIDIA MGX ™ architecture



Applications:

- Information technology and data center
- Supercomputer
- Electronic Products
- Server
- Thermal management system
- Railway, air, road or sea transport
- Defense equipment, avionics and radar apparatus
- MRI
- Industrial equipment

Technical Performance:

- Working temperature: -40~110℃
- Machine endurance: 5000 mating cycle
- Vibration and shock : Meet the vibration and shock requirements when used in airplanes, vehicles and ships
- Shell material: SUS316L/EPDM
- Working pressure: 0~100psi
- Coolant: Deionized water, ethylene glycol solution, propylene glycol solution etc.
- Salt spray: 96 h
- Sealing ring: EPDM and FVMQ

Hydraulic Flow Rate/Pressure Drop Curves:

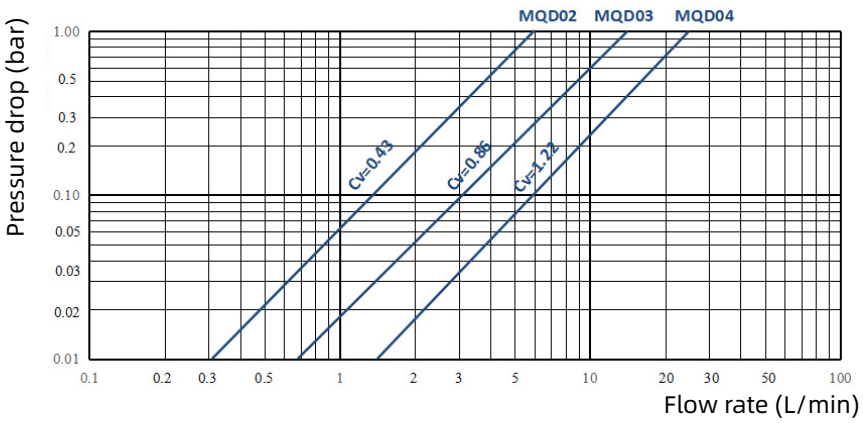

Test conditions:

- Flow from plug to socket
- Medium temperature: 20°C
- Fluid medium: pure water (density: 998 kg/m³, viscosity: 1.08 cSt)
- Max. recommended flow rate (Velocity:5m/s)

Model	MQD02	MQD03	MQD04	MQD04 MINI
Flow rate (L/min)	2.1	4.6	8.5	8.5



Product Code:

Product Name	Product Model	Fitting F1	Dimensions				Product Code
			ϕD	L1	L2	L3	Stainless Steel
Socket with valve							
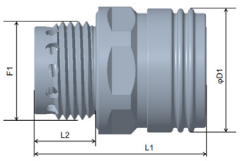	MQD02	UNF7/16-20	18	25.7	10.3		MQD02-1432-U716
	MQD03	G1/4	18	25.25	10.8		MQD03-1432-G14
	MQD04	G3/8	21	29.1	9.8		MQD04-1432-G38
	MQD04 MINI	G3/8	21.6	33.52	10.8		MQD04MINI-1432-G38
Plug with valve							
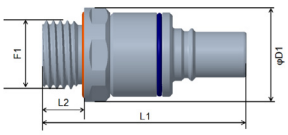	MQD02	Φ7mm	13	39.26	15.06		MQD02-7434-P7
	MQD03	UNF7/16-20	16.1	35.4	7.9		MQD03-7432-U716
	MQD03	G1/4	18	39	8		MQD03-7432-G14
	MQD04	UNF7/16-20	18.1	38.5	8		MQD04-7432-U716
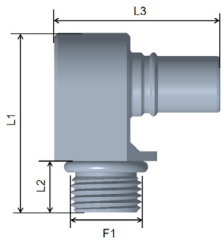	MQD02 (90° elbow)	Φ7mm		31	15.25	24.2	MQD02-7434-P7-W
	MQD03 (90° elbow)	UNF7/16-20		28.05	8	26	MQD03-7432-U716-W
	MQD03 (90° elbow)	Φ8mm		36.55	18.54	26	MQD03-7434-P8-W
	MQD04 (90° elbow)	UNF7/16-20		32	8	30.75	MQD04-7432-U716-W
	MQD04 MINI (90° elbow)	UNF9/16-18		65.18	29.13	23.7	MQD04MINI-7432-U916-W

Quick Disconnects for Cooling Applications——MQDB Series

Product Description:



- Flat face structure ensures no spills during connections and disconnections, safe and reliable
- No locking mechanism, locked through external fastener
- The correction capability can compensate for a maximum misalignment error of ±1mm
- Shell material and coating achieve strong corrosion resistance
- Double seal ring structure makes it spills-free
- Designed for NVIDIA MGX ™ architecture

Applications:

- Information technology and data center
- Supercomputer
- Electronic Products
- Server
- Thermal management system
- Railway, air, road or sea transport
- Defense equipment, avionics and radar apparatus
- MRI
- Industrial equipment

Technical Performance:

- Working temperature: -40~110℃
- Machine endurance: 5000 mating cycle
- Vibration and shock : Meet the vibration and shock requirements when used in airplanes, vehicles and ships
- Shell material: SUS316L/EPDM
- Working pressure: 0~100psi
- Coolant: Deionized water, ethylene glycol solution, propylene glycol solution etc.
- Salt spray: 96 h
- Sealing ring: EPDM and FVMQ

Hydraulic Flow Rate/Pressure Drop Curves:

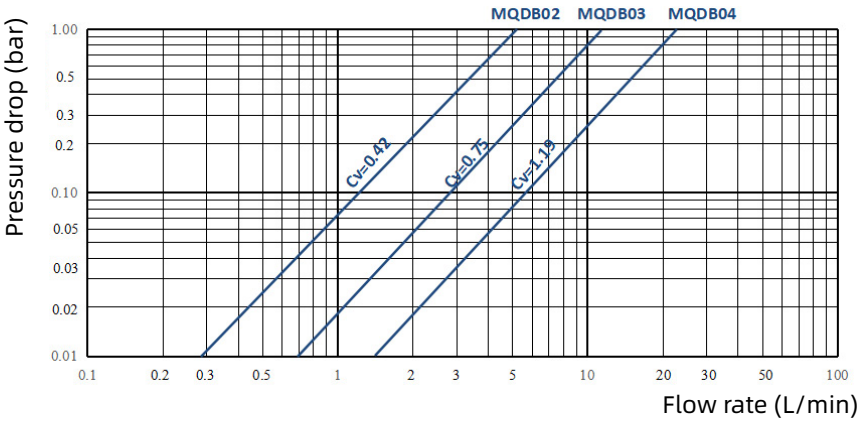

Test conditions:

- Flow from plug to socket
- Medium temperature: 20°C
- Fluid medium: pure water (density: 998 kg/m³, viscosity: 1.08 cSt)
- Max. recommended flow rate (Velocity:5m/s)

Model	MQDB02	MQDB03	MQDB04	MQDB04 MINI
Flow rate (L/min)	2.1	4.6	8.5	8.5



Product Code:

Product Name	Product Model	Fitting F1	Dimensions				Product Code
			ϕD	L1	L2	L3	Stainless Steel
Socket with valve							
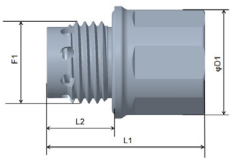	MQDB02	UNF7/16-20	16.85	25.7	10.3		MQDB02-1432-U716
	MQDB03	G1/4	16.85	25.25	10.8		MQDB03-1432-G14
	MQDB04	G3/8	20.4	31.3	9.8		MQDB04-1432-G38
Plug with valve							
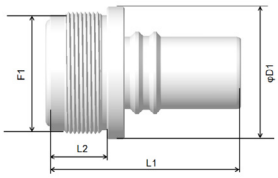	MQDB02	M15*0.5	16.1	23.4	6.93		MQDB02-7432-M1505
	MQDB03	Φ9mm	16.1	23.23	6.93		MQDB03-7434-P9
	MQDB04	Φ10mm	18.7	28.6	8.9		MQDB04-7434-P10
	MQDB04 MINI		18.7	27.1	8.9		

Semi-automatic Quick Disconnects for Cooling Applications–CGQ Series

Product Description:

- Flat face structure ensures no spills during connections and disconnections, safe and reliable
- Locked by a steel ball, solid and reliable
- Direct insertion to connect, automatic locking
- Shell material and coating achieve strong corrosion resistance
- Color identification (inlet: blue/KB, return: red/KR)



Applications:

- Railway, air, road or sea transport
- Defense equipment, avionics and radar apparatus
- Information technology and data center
- MRI
- Industrial equipment

Technical Performance:

- Working temperature: -55°C ~ +120°C
- Mechanical endurance: 5000 mating cycles
- Vibration and shock: Meet the vibration and shock requirements when used in airplanes, vehicles and ships
- Shell material: SUS316L/EPDM
- Working pressure: 0~100psi
- Coolant: Deionized water, ethylene glycol solution, propylene glycol solution etc.
- Salt spray: 96h
- Sealing ring: EPDM and FVMQ

Hydraulic Flow Rate/Pressure Drop Curves:

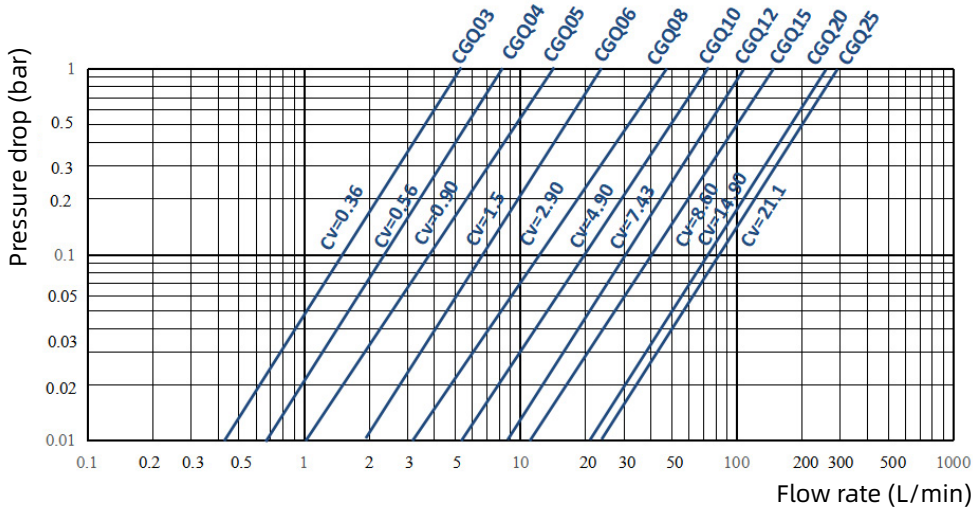

Test conditions:

- Flow from plug to socket
- Medium temperature: 20°C
- Fluid medium: pure water (density: 998 kg/m³, viscosity: 1.08 cSt)
- Max. recommended flow rate (Velocity:5m/s)

Max. Recommended Flow Rate:

Model	CGQ03	CGQ04	CGQ05	CGQ06	CGQ08	CGQ10	CGQ12	CGQ15	CGQ20	CGQ25
Flow rate (L/min)	2.1	3.8	5.9	8.5	15.1	23.5	33.9	53	94.2	135



Product Code:

Product Name	Product Model	Fitting	Dimensions			Product Code	
			ϕD	L1	L2	Aluminum Alloy	Stainless Steel
Socket with valve							
Male thread 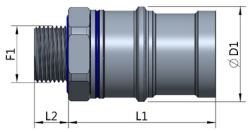	CGQ03	G1/8	19	37.7	6	CGQ03.1242-G18	CGQ03.1342-G18
		M10*0.75	19	37.7	6	CGQ03.1242-M1075	CGQ03.1342-M1075
	CGQ04	Φ6	20.5	38.4	15	CGQ04.1244-P6	CGQ04.1344-P6
	CGQ05	G1/8	22.7	43	6	CGQ05.1242-G18	CGQ05.1342-G18
		M10*0.75	22.7	43	6	CGQ05.1242-M1075	CGQ05.1342-M1075
	CGQ08	G3/8	28.4	44.5	10	CGQ08.1242-G38	CGQ08.1342-G38
		M16*1	28.4	44.5	10	CGQ08.1242-M161	CGQ08.1342-M161
	CGQ10	G3/8	33.6	52	12	CGQ10.1242-G38	CGQ10.1342-G38
		M20*1	33.6	52	12	CGQ10.1242-M2015	CGQ10.1342-M2015
	CGQ12	G1/2	35.6	51	14	CGQ12.1242-G12	CGQ12.1342-G12
		M24*1	35.6	51	14	CGQ12.1242-M302	CGQ12.1342-M302
	CGQ15	G3/4	42	55.5	8	CGQ15.1242-G34	CGQ15.1342-G34
		M30*1	42	55.5	8	CGQ15.1242-M301	CGQ15.1342-M301
	CGQ20	G1	53.5	73	10	CGQ20.1242-G1	CGQ20.1342-G1
		M42*1	53.5	73.05	10	CGQ20.1242-M4215	CGQ20.1342-M4215
	CGQ25	Φ25	63.9	91	28	CGQ25.1242-PN25	CGQ25.1342-PN25
		G1	63.9	91	20	CGQ25.1242-G1	CGQ25.1342-G1
Connected to rubber hose (fastened with clamps) 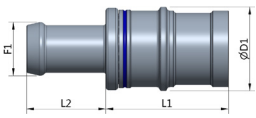	CGQ03	ϕ4mm	19	36.6	18	CGQ03.1244-PE4	CGQ03.1344-PE4
		ϕ6mm	19	36.6	18	CGQ03.1244-PE6	CGQ03.1344-PE6
	CGQ05	ϕ6mm	22.7	41.1	20	CGQ05.1244-PE6	CGQ05.1344-PE6
		ϕ8mm	22.7	41.1	20	CGQ05.1244-PE8	CGQ05.1344-PE8
	CGQ08	ϕ8mm	28.4	44.6	25	CGQ08.1244-PE8	CGQ08.1344-PE8
		ϕ10mm	28.4	44.6	25	CGQ08.1244-PE10	CGQ08.1344-PE10
	CGQ10	ϕ10mm	33.6	49.5	30	CGQ10.1244-PE10	CGQ10.1344-PE10
		ϕ13mm	33.6	49.5	30	CGQ10.1244-PE13	CGQ10.1344-PE13
	CGQ12	ϕ13mm	35.6	51	30	CGQ12.1244-PE13	CGQ12.1344-PE13
		ϕ16mm	35.6	51	30	CGQ12.1244-PE16	CGQ12.1344-PE16
	CGQ15	ϕ16mm	42	55.6	25	CGQ15.1244-PE16	CGQ15.1344-PE16
		ϕ19mm	42	55.6	25	CGQ15.1244-PE19	CGQ15.1344-PE19
	CGQ20	ϕ19mm	53.5	70.5	25	CGQ20.1244-PE19	CGQ20.1344-PE19
		ϕ25mm	53.5	70.5	25	CGQ20.1244-PE25	CGQ20.1344-PE25
Connected to rubber hose (fastened by self-locking) 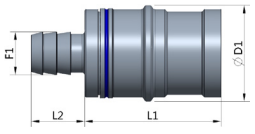	CGQ03	ϕ4mm	19	36.3	15	CGQ03.1245-P4	CGQ03.1345-P4
		ϕ6mm	19	36.3	15	CGQ03.1245-P6	CGQ03.1345-P6
	CGQ05	ϕ6mm	22.7	41.1	15	CGQ05.1245-P6	CGQ05.1345-P6
		ϕ8mm	22.7	41.1	15	CGQ05.1245-P8	CGQ05.1345-P8
	CGQ08	ϕ8mm	28.4	44.6	20	CGQ08.1245-P8	CGQ08.1345-P8
		ϕ10mm	28.4	44.6	20	CGQ08.1245-P10	CGQ08.1345-P10
	CGQ10	ϕ10mm	33.6	50	20	CGQ10.1245-P10	CGQ10.1345-P10
		ϕ13mm	33.6	50	20	CGQ10.1245-P13	CGQ10.1345-P13
	CGQ12	ϕ13mm	35.6	51	20	CGQ12.1245-P14	CGQ12.1345-P14
		ϕ16mm	35.6	51	20	CGQ12.1245-P16	CGQ12.1345-P16
	CGQ15	ϕ16mm	42	55.6	20	CGQ15.1245-P16	CGQ15.1345-P16
		ϕ19mm	42	55.6	20	CGQ15.1245-P19	CGQ15.1345-P19
	CGQ20	ϕ19mm	53.5	70.5	25	CGQ20.1245-P19	CGQ20.1345-P19
		ϕ25mm	53.5	70.5	25	CGQ20.1245-P22	CGQ20.1345-P22

Product Name	Product Model	Fitting	Dimensions			Product Code	
			ϕD	L1	L2	Aluminum Alloy	Stainless Steel
Plug with valve							
Male thread 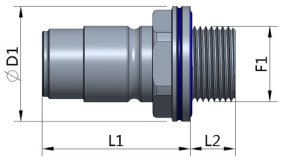	CGQ03	G1/8	17.3	27	6	CGQ03.7242-G18	CGQ03.7342-G18
		M10*0.75	17.3	27	6	CGQ03.7242-M1075	CGQ03.7342-M1075
	CGQ04	M12*1	16.5	29	8	CGQ04.7242-M121	CGQ04.7342-M121
	CGQ05	G1/8	19	35	6	CGQ05.7242-G18	CGQ05.7342-G18
		M10*0.75	19	35	6	CGQ05.7242-M1075	CGQ05.7342-M1075
	CGQ08	G3/8	25	38	10	CGQ08.7242-G38	CGQ08.7342-G38
		M16*1	25	38	6	CGQ08.7242-M161	CGQ08.7342-M161
	CGQ10	G3/8	28.5	42	12	CGQ10.7242-G38	CGQ10.7342-G38
		M20*1	28.5	42	12	CGQ10.7242-M201	CGQ10.7342-M201
	CGQ12	G1/2	35	42.5	14	CGQ12.7242-G12	CGQ12.7342-G12
		M24*1	35	42.5	14	CGQ12.7242-M302	CGQ12.7342-M302
	CGQ15	G3/4	39	45.5	8	CGQ15.7242-G34	CGQ15.7342-G34
		M30*1	39	45.5	8	CGQ15.7242-M301	CGQ15.7342-M301
	CGQ20	G1	51	58.5	10	CGQ20.7242-G1	CGQ20.7342-G1
		M42*1.5	51	58.5	10	CGQ20.7242-M4215	CGQ20.7342-M4215
	CGQ25	Φ25	52.8	72.9	28	CGQ25.7242-PN25	CGQ25.7342-PN25
		G1	52.8	72.9	20	CGQ25.7242-G1	CGQ25.7342-G1
Connected to rubber hose (fastened with clamps) 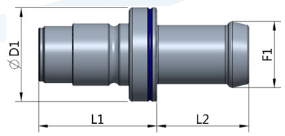	CGQ03	ϕ4mm	17.3	27	18	CGQ03.7244-PE4	CGQ03.7344-PE4
		ϕ6mm	17.3	27	18	CGQ03.7244-PE6	CGQ03.7344-PE6
	CGQ05	ϕ6mm	19	35	20	CGQ05.7244-PE6	CGQ05.7344-PE6
		ϕ8mm	19	35	20	CGQ05.7244-PE8	CGQ05.7344-PE8
	CGQ08	ϕ8mm	25	38	25	CGQ08.7244-PE8	CGQ08.7344-PE8
		ϕ10mm	25	38	25	CGQ08.7244-PE10	CGQ08.7344-PE10
	CGQ10	ϕ10mm	28.5	42	30	CGQ10.7244-PE10	CGQ10.7344-PE10
		ϕ13mm	28.5	42	30	CGQ10.7244-PE13	CGQ10.7344-PE13
	CGQ12	ϕ13mm	35	42.5	30	CGQ12.7244-PE13	CGQ12.7344-PE13
		ϕ16mm	35	42.5	30	CGQ12.7244-PE16	CGQ12.7344-PE16
	CGQ15	ϕ16mm	39	45.5	25	CGQ15.7244-PE16	CGQ15.7344-PE16
		ϕ19mm	39	45.5	25	CGQ15.7244-PE19	CGQ15.7344-PE19
	CGQ20	ϕ19mm	51	58.5	25	CGQ20.7244-PE19	CGQ20.7344-PE19
		ϕ25mm	51	58.5	25	CGQ20.7244-PE25	CGQ20.7344-PE25
Connected to rubber hose (fastened by self-locking) 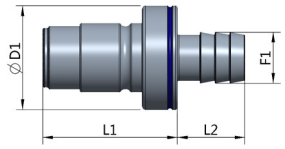	CGQ03	ϕ4mm	17.3	27	15	CGQ03.7245-P4	CGQ03.7345-P4
		ϕ6mm	17.3	27	15	CGQ03.7245-P6	CGQ03.7345-P6
	CGQ05	ϕ6mm	19	35	15	CGQ05.7245-P6	CGQ05.7345-P6
		ϕ8mm	19	35	15	CGQ05.7245-P8	CGQ05.7345-P8
	CGQ08	ϕ8mm	25	38	20	CGQ08.7245-P8	CGQ08.7345-P8
		ϕ10mm	25	38	20	CGQ08.7245-P10	CGQ08.7345-P10
	CGQ10	ϕ10mm	28.5	42	20	CGQ10.7245-P10	CGQ10.7345-P10
		ϕ13mm	28.5	42	20	CGQ10.7245-P13	CGQ10.7345-P13
	CGQ12	ϕ14mm	35	42.5	20	CGQ12.7245-P14	CGQ12.7345-P14
		ϕ16mm	35	42.5	20	CGQ12.7245-P16	CGQ12.7345-P16
	CGQ15	ϕ16mm	39	45.5	20	CGQ15.7245-P16	CGQ15.7345-P16
		ϕ19mm	39	45.5	20	CGQ15.7245-P19	CGQ15.7345-P19
	CGQ20	ϕ19mm	51	58.5	25	CGQ20.7245-P19	CGQ20.7345-P19
		ϕ22mm	51	58.5	25	CGQ20.7245-P22	CGQ20.7345-P22

Floating Blind-Mate Quick Disconnects for Cooling Applications–CGB Series

Product Description:



- No spills during connections and disconnections, safe and reliable
- No locking mechanism, locked through external fastener
- The correction capability can compensate for a maximum misalignment error of ±1.5mm
- Shell material and coating achieve strong corrosion resistance
- Flat face structure makes it dustproof and spills-free

Applications:

- Railway, air, road or sea transport
- Defense equipment, avionics and radar apparatus
- Information technology and data center
- MRI
- Industrial equipment

Technical Performance:

- Working temperature: -55℃ ~ +120℃
- Mechanical endurance：5000 mating cycles
- Vibration and shock：Meet the vibration and shock requirements when used in airplanes, vehicles and ships
- Shell material：SUS316L/EPDM
- Working pressure：0~100psi
- Coolant：Deionized water, ethylene glycol solution, propylene glycol solution etc.
- Salt spray： 96h
- Sealing ring：EPDM and FVMQ

Hydraulic Flow Rate/Pressure Drop Curves:

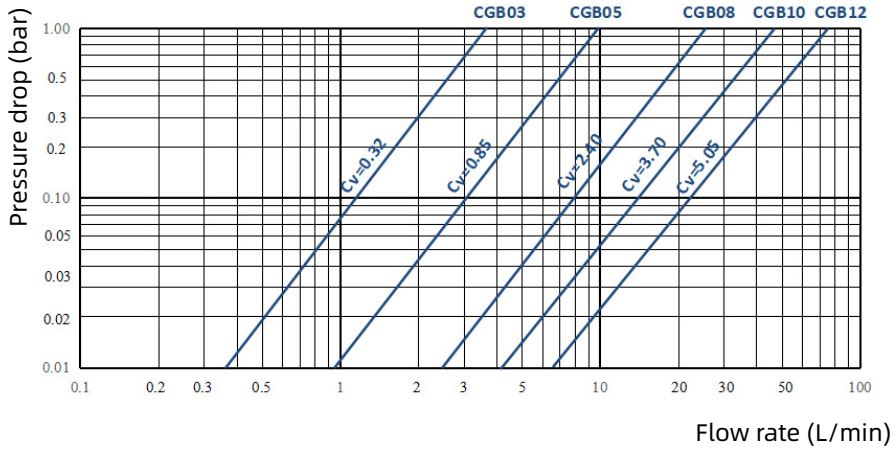

Test conditions:

- Flow from plug to socket
- Medium temperature: 20℃
- Fluid medium: pure water (density: 998 kg/m³, viscosity: 1.08 cSt)
- Max. recommended flow rate (Velocity:5m/s)

Model	CGB03	CGB05	CGB08	CGB12
Flow rate (L/min)	2.1	5.9	15.1	33.9



Product Code:

Product Name	Model	Fitting	Dimensions			Product Code	
			ϕD	L1	L2	Aluminum Alloy	Stainless Steel
Socket with valve							
Male thread 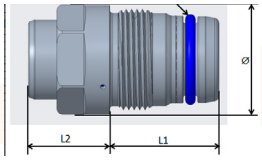	CGB03	G1/8	11	14	9	CGB03.1242-G18	CGB03.1342-G18
		M10*0.75	11	14	9	CGB03.1242-M1075	CGB03.1342-M1075
	CGB05	G1/4	20	27.6	14.4	CGB05.1242-G14	CGB05.1342-G14
		M10*0.75	20	27.6	14.4	CGB05.1242-M1075	CGB05.1342-M1075
	CGB08	G3/8	28	18.3	20.5	CGB08.1242-G38	CGB08.1342-G38
		M16*1	28	18.3	20.5	CGB08.1242-M161	CGB08.1342-M161
	CGB10	G1/2	30	28	20	CGB10.1242-G12	CGB10.1342-G12
		M20*1	30	28	20	CGB10.1242-M201	CGB10.1342-M201
	CGB12	G3/4	33	36	20	CGB12.1242-G34	CGB12.1342-G34
		M24*1	33	36	20	CGB12.1242-M241	CGB12.1342-M241
Plug with valve							
Male thread 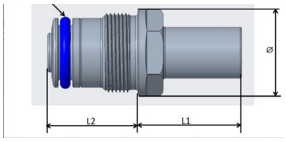	CGB03	G1/8	11.5	11.7	12.1	CGB03.7242-G18	CGB03.7342-G18
		M10*0.75	11.5	11.7	12.1	CGB03.7242-M1075	CGB03.7342-M1075
	CGB05	G1/4	27.5	38.3	13	CGB05.7242-G14	CGB05.7342-G14
		M10*0.75	27.5	38.3	13	CGB05.7242-M1075	CGB05.7342-M1075
	CGB08	G3/8	25	24	17	CGB08.7242-G38	CGB08.7342-G38
		M16*1	25	24	17	CGB08.7242-M161	CGB08.7342-M161
	CGB10	G1/2	33	39	18	CGB10.7242-G12	CGB10.7342-G12
		M20*1	33	39	18	CGB10.7242-M201	CGB10.7342-M201
	CGB12	G3/4	41	54.5	19	CGB12.7242-G34	CGB12.7342-G34
		M24*1	41	54.5	19	CGB12.7242-M241	CGB12.7342-M241

Quick Disconnects for Cooling Applications–CGS Series

Product Description



- Flat face structure ensures no spills during connections and disconnections, safe and reliable
- Clamp-fastened design enables anti-vibration and anti-release, suitable for extreme vibration conditions
- Compact structure enables push-to-lock, easy to operate
- Shell material and coating achieve strong corrosion resistance
- Color identification (inlet: blue/KB, return: red/KR)

Applications:

- Railway, air, road or sea transport
- Defense equipment, avionics and radar apparatus
- Information technology and data center
- MRI
- Industrial equipment

Technical Performance:

- Working temperature: -55℃ ~ +120℃
- Mechanical endurance: 5000 mating cycle
- Vibration and shock: Meet the vibration and shock requirements when used in airplanes, vehicles, and ships
- Shell material: SUS316L/EPDM
- Working pressure: 0~100psi
- Coolant: deionized water, coolant, and ethylene glycol solution
- Salt spray: 96 h
- Sealing ring: EPDM and FVMQ

Hydraulic Flow Rate/Pressure Drop Curves:

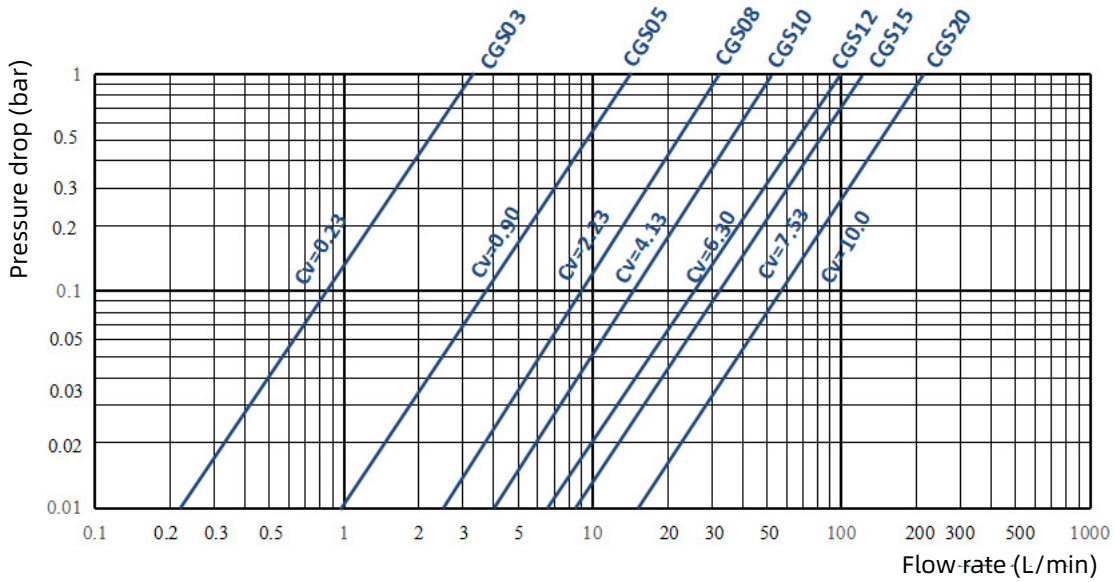

Test conditions:

- Flow from plug to socket
- Medium temperature: 20°C
- Fluid medium: pure water (density: 998 kg/m³, viscosity: 1.08 cSt)
- Max. recommended flow rate (Velocity:5m/s)

Max. Recommended Flow Rate:

Model	CGS03	CGS05	CGS08	CGS10	CGS12	CGS15	CGS20
Flow rate (L/min)	2.1	5.88	15	23.55	33.9	53	94.2



Product Code:

Product Name	Product Model	Fitting	Dimensions			Product Code	
			ϕD	L1	L2	Aluminum Alloy	Stainless Steel
Socket with valve							
Male thread 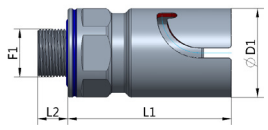	CGS03	G1/8	17	34	6	CGS03.1242-G18	CGS03.1342-G18
		M10*0.75	17	34	6	CGS03.1242-M1075	CGS03.1342-M1075
	CGS05	G1/8	20.5	40	6	CGS05.1242-G18	CGS05.1342-G18
		M10*0.75	20.5	40	6	CGS05.1242-M1075	CGS05.1342-M1075
	CGS08	G3/8	25.5	47	10	CGS08.1242-G38	CGS08.1342-G38
		M16*1	25.5	47	10	CGS08.1242-M161	CGS08.1342-M161
	CGS10	G3/8	29.5	52	12	CGS10.1242-G38	CGS10.1342-G38
		M20*1	29.5	52	12	CGS10.1242-M201	CGS10.1342-M201
	CGS12	G1/2	29.5	52	14	CGS12.1242-G12	CGS12.1342-G12
		M24*1	29.5	52	14	CGS12.1242-M241	CGS12.1342-M241
	CGS15	G3/4	38	55	8	CGS15.1242-G34	CGS15.1342-G34
		M30*1	38	55	8	CGS15.1242-M301	CGS15.1342-M301
	CGS20	G1	50	73	10	CGS20.1242-G1	CGS20.1342-G1
		M42*1	50	73	10	CGS20.1242-M421	CGS20.1342-M421
Connected to rubber hose (fastened with clamps) 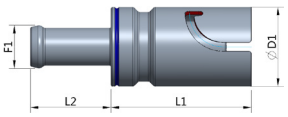	CGS03	ϕ4mm					
		ϕ6mm	17	34	18	CGS03.1244-PE4	CGS03.1344-PE4
	CGS05	ϕ6mm	17	34	18	CGS03.1244-PE6	CGS03.1344-PE6
		ϕ8mm	20.5	40	20	CGS05.1244-PE6	CGS05.1344-PE6
	CGS08	ϕ8mm	20.5	40	20	CGS05.1244-PE8	CGS05.1344-PE8
		ϕ10mm	25.5	47	25	CGS08.1244-PE8	CGS08.1344-PE8
	CGS10	ϕ10mm	25.5	47	25	CGS08.1244-PE10	CGS08.1344-PE10
		ϕ13mm	29.5	52	30	CGS10.1244-PE10	CGS10.1344-PE10
	CGS12	ϕ13mm	29.5	52	30	CGS10.1244-PE13	CGS10.1344-PE13
		ϕ16mm	29.5	52	30	CGS12.1244-PE13	CGS12.1344-PE13
	CGS15	ϕ16mm	29.5	52	30	CGS12.1244-PE16	CGS12.1344-PE16
		ϕ19mm	38	55	25	CGS15.1244-PE16	CGS15.1344-PE16
	CGS20	ϕ19mm	38	55	25	CGS15.1244-PE19	CGS15.1344-PE19
		ϕ25mm	50	73	25	CGS20.1244-PE19	CGS20.1344-PE19
Connected to rubber hose (fastened by self-locking) 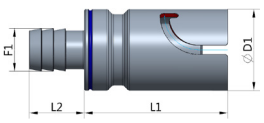	CGS03	ϕ4mm	17	34	15	CGS03.1245-P4	CGS03.1345-P4
		ϕ6mm	17	34	15	CGS03.1245-P6	CGS03.1345-P6
	CGS05	ϕ6mm	20.5	40	15	CGS05.1245-P6	CGS05.1345-P6
		ϕ8mm	20.5	40	15	CGS05.1245-P8	CGS05.1345-P8
	CGS08	ϕ8mm	25.5	47	20	CGS08.1245-P8	CGS08.1345-P8
		ϕ10mm	25.5	47	20	CGS08.1245-P10	CGS08.1345-P10
	CGS10	ϕ10mm	29.5	52	20	CGS10.1245-P10	CGS10.1345-P10
		ϕ13mm	29.5	52	20	CGS10.1245-P13	CGS10.1345-P13
	CGS12	ϕ13mm	29.5	52	20	CGS12.1245-P13	CGS12.1345-P13
		ϕ16mm	29.5	52	20	CGS12.1245-P16	CGS12.1345-P16
	CGS15	ϕ16mm	38	55	20	CGS15.1245-P16	CGS15.1345-P16
		ϕ19mm	38	55	20	CGS15.1245-P19	CGS15.1345-P19
	CGS20	ϕ19mm	50	73	25	CGS20.1245-P19	CGS20.1345-P19
		ϕ25mm	50	73	25	CGS20.1245-P25	CGS20.1345-P25

Product Name	Product Model	Fitting	Dimensions			Product Code	
			ϕD	L1	L2	Aluminum Alloy	Stainless Steel
Plug with valve							
Male thread 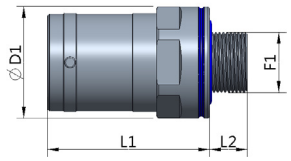	CGS03	ϕ4mm	17	34	15	CGS03.1245-P4	CGS03.1345-P4
		ϕ6mm	17	34	15	CGS03.1245-P6	CGS03.1345-P6
	CGS05	ϕ6mm	20.5	40	15	CGS05.1245-P6	CGS05.1345-P6
		ϕ8mm	20.5	40	15	CGS05.1245-P8	CGS05.1345-P8
	CGS08	ϕ8mm	25.5	47	20	CGS08.1245-P8	CGS08.1345-P8
		ϕ10mm	25.5	47	20	CGS08.1245-P10	CGS08.1345-P10
	CGS10	ϕ10mm	29.5	52	20	CGS10.1245-P10	CGS10.1345-P10
		ϕ13mm	29.5	52	20	CGS10.1245-P13	CGS10.1345-P13
	CGS12	ϕ13mm	29.5	52	20	CGS12.1245-P13	CGS12.1345-P13
		ϕ16mm	29.5	52	20	CGS12.1245-P16	CGS12.1345-P16
	CGS15	ϕ16mm	38	55	20	CGS15.1245-P16	CGS15.1345-P16
		ϕ19mm	38	55	20	CGS15.1245-P19	CGS15.1345-P19
	CGS20	ϕ19mm	50	73	25	CGS20.1245-P19	CGS20.1345-P19
		ϕ25mm	50	73	25	CGS20.1245-P25	CGS20.1345-P25
Connected to rubber hose (fastened with clamps) 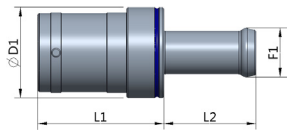	CGS03	ϕ4mm	17	24	18	CGS03.7244-PE4	CGS03.7344-PE4
		ϕ6mm	17	24	18	CGS03.7244-PE6	CGS03.7344-PE6
	CGS05	ϕ6mm	20.5	28.5	20	CGS05.7244-PE6	CGS05.7344-PE6
		ϕ8mm	20.5	28.5	20	CGS05.7244-PE8	CGS05.7344-PE8
	CGS08	ϕ8mm	25.5	36.5	25	CGS08.7244-PE8	CGS08.7344-PE8
		ϕ10mm	25.5	36.5	25	CGS08.7244-PE10	CGS08.7344-PE10
	CGS10	ϕ10mm	29.5	41	30	CGS10.7244-PE10	CGS10.7344-PE10
		ϕ13mm	29.5	41	30	CGS10.7244-PE13	CGS10.7344-PE13
	CGS12	ϕ13mm	29.5	42	30	CGS12.7244-PE13	CGS12.7344-PE13
		ϕ16mm	29.5	42	30	CGS12.7244-PE16	CGS12.7344-PE16
	CGS15	ϕ16mm	38	45	25	CGS15.7244-PE16	CGS15.7344-PE16
		ϕ19mm	38	45	25	CGS15.7244-PE19	CGS15.7344-PE19
	CGS20	ϕ19mm	50	58	25	CGS20.7244-PE19	CGS20.7344-PE19
		ϕ25mm	50	58	25	CGS20.7244-PE25	CGS20.7344-PE25
Connected to rubber hose (fastened by self-locking) 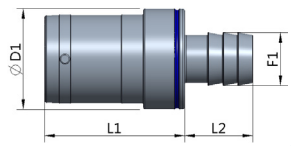	CGS03	ϕ4mm	17	24	15	CGS03.7245-P4	CGS03.7345-P4
		ϕ6mm	17	24	15	CGS03.7245-P6	CGS03.7345-P6
	CGS05	ϕ6mm	20.5	28.5	15	CGS05.7245-P6	CGS05.7345-P6
		ϕ8mm	20.5	28.5	15	CGS05.7245-P8	CGS05.7345-P8
	CGS08	ϕ8mm	25.5	36.5	20	CGS08.7245-P8	CGS08.7345-P8
		ϕ10mm	25.5	36.5	20	CGS08.7245-P10	CGS08.7345-P10
	CGS10	ϕ10mm	29.5	41	20	CGS10.7245-P10	CGS10.7345-P10
		ϕ13mm	29.5	41	20	CGS10.7245-P13	CGS10.7345-P13
	CGS12	ϕ13mm	29.5	42	20	CGS12.7245-P13	CGS12.7345-P13
		ϕ16mm	29.5	42	20	CGS12.7245-P16	CGS12.7345-P16
	CGS15	ϕ16mm	38	45	20	CGS15.7245-P16	CGS15.7345-P16
		ϕ19mm	38	45	20	CGS15.7245-P19	CGS15.7345-P19
	CGS20	ϕ19mm	50	58	25	CGS20.7245-P19	CGS20.7345-P19
		ϕ25mm	50	58	25	CGS20.7245-P25	CGS20.7345-P25

Envicool More Than Cooling

Data Center Cooling

- CyberMate DX series CRAC (6 kW-20 kW)
- CyberMate V+ series inverter CRAC
- CyberMate CW series air conditioner for chilled water computer room
- HumidMate series constant humidity machine for computer room
- XRow series efficient row-based air conditioner
- XFlex series modular indirect evaporative cooling system
- XMint efficient evaporative cooling composite multi-system
- XFreecooling efficient inverter turbopowering heat pipe air conditioner
- XStorm series fan wall solution

Energy Storage Cooling

- Air-cooled cooling solution for the power energy storage industry
- BattCool energy storage full chain liquid cooling solution

Liquid Cooling & Electronics Cooling

- Coolinside full chain liquid cooling solution
- Coolinside CDU
- Coolinside liquid cooling prefabricated piping
- Liquid cooling quick disconnect
- SoluKing long-lasting coolant
- Coolinside liquid cooling clean detection line

Information Division

- T/H transmitter EVOS series
- 4G IoT gateway series

Data Center Integration

- Intelligent modular data center solution
- UPS solution

High Precision Cooling

- CyberMate series for laboratory
- CyberMate series for museum
- CyberMate series for archives
- CyberMate series for wine cellar

Cabinet Cooling

- Charging pile cooling solution
- Industrial cooling products
- Outdoor cabinet cooling products
- Machine tool industry cooling products
- Micro medical chiller

Shenzhen Envicool Technology Co., Ltd.

info@envicool.com
86-755-2958 8728
www.envicool.com
Hongxin Industrial Park, Guanlan Street, Longhua District, Shenzhen

Shenzhen Envicool Technology Co., Ltd. reserves the right to change technical parameters due to product upgrades and product customization without prior notice. Please refer to the attached materials of the product for specific parameters, and the final interpretation right of the materials belongs to Envicool.